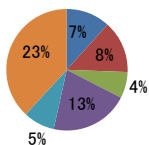


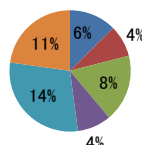
[A]この授業を履修した動機

- (19)専門性を高めたい
- (20)興味・関心を持った
- (21)友達・先輩が取った
- (22)時間割上の都合
- (23)簡単に単位が取れそう
- (24)必修だから



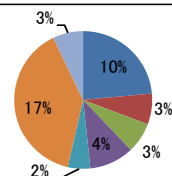
[B]あなたがこの授業で工夫してもらいたいと思うもの

- (25)視聴覚教材の活用
- (26)IT教材の利用
- (27)上手な板書
- (28)話題・例示の妥当性
- (29)この中にはない
- (30)満足している



[C]この授業で先生とどのような手段で交流をはかりたいですか。

- (31)教室での対話
- (32)教室外での対話
- (33)e-mail
- (34)オフィスアワー
- (35)レポートによる感想や意見
- (36)この中にはない
- (37)その他



Ⅱ-④ ビジネス学部科目 (専任)

| 設問 | 回答 | ア | イ | ウ | エ | オ | 計 |
|------|----|-------|-------|-------|-------|-------|------|
| (1) | 回答 | 93 | 69 | 13 | 5 | 0 | 180 |
| | 比率 | 51.7% | 38.3% | 7.2% | 2.8% | 0.0% | 100% |
| (2) | 回答 | 36 | 90 | 40 | 16 | 0 | 182 |
| | 比率 | 19.8% | 49.5% | 22.0% | 8.8% | 0.0% | 100% |
| (3) | 回答 | 21 | 48 | 53 | 57 | 0 | 179 |
| | 比率 | 11.7% | 26.8% | 29.6% | 31.8% | 0.0% | 100% |
| (4) | 回答 | 28 | 81 | 30 | 16 | 28 | 183 |
| | 比率 | 15.3% | 44.3% | 16.4% | 8.7% | 15.3% | 100% |
| (5) | 回答 | 33 | 51 | 82 | 11 | 6 | 183 |
| | 比率 | 18.0% | 27.9% | 44.8% | 6.0% | 3.3% | 100% |
| (6) | 回答 | 48 | 56 | 59 | 12 | 8 | 183 |
| | 比率 | 26.2% | 30.6% | 32.2% | 6.6% | 4.4% | 100% |
| (7) | 回答 | 27 | 78 | 44 | 27 | 0 | 176 |
| | 比率 | 15.3% | 44.3% | 25.0% | 15.3% | 0.0% | 100% |
| (8) | 回答 | 35 | 98 | 30 | 19 | 0 | 182 |
| | 比率 | 19.2% | 53.8% | 16.5% | 10.4% | 0.0% | 100% |
| (9) | 回答 | 35 | 92 | 39 | 15 | 0 | 181 |
| | 比率 | 19.3% | 50.8% | 21.5% | 8.3% | 0.0% | 100% |
| (10) | 回答 | 37 | 96 | 29 | 19 | 0 | 181 |
| | 比率 | 20.4% | 53.0% | 16.0% | 10.5% | 0.0% | 100% |
| (11) | 回答 | 77 | 72 | 0 | 0 | 0 | 149 |
| | 比率 | 51.7% | 48.3% | 0.0% | 0.0% | 0.0% | 100% |
| (12) | 回答 | 28 | 82 | 44 | 25 | 0 | 179 |
| | 比率 | 15.6% | 45.8% | 24.6% | 14.0% | 0.0% | 100% |

| 設問 | 回答 | ア | イ | ウ | エ | オ | 計 |
|------|----|-------|-------|-------|-------|------|------|
| (13) | 回答 | 34 | 88 | 35 | 21 | 0 | 178 |
| | 比率 | 19.1% | 49.4% | 19.7% | 11.8% | 0.0% | 100% |
| (14) | 回答 | 24 | 69 | 51 | 38 | 0 | 182 |
| | 比率 | 13.2% | 37.9% | 28.0% | 20.9% | 0.0% | 100% |
| (15) | 回答 | 26 | 82 | 47 | 22 | 0 | 177 |
| | 比率 | 14.7% | 46.3% | 26.6% | 12.4% | 0.0% | 100% |
| (16) | 回答 | 30 | 79 | 48 | 22 | 0 | 179 |
| | 比率 | 16.8% | 44.1% | 26.8% | 12.3% | 0.0% | 100% |
| (17) | 回答 | 28 | 96 | 35 | 23 | 0 | 182 |
| | 比率 | 15.4% | 52.7% | 19.2% | 12.6% | 0.0% | 100% |
| (18) | 回答 | 34 | 76 | 38 | 27 | 0 | 175 |
| | 比率 | 19.4% | 43.4% | 21.7% | 15.4% | 0.0% | 100% |

| 設問 | 回答 | (19) | (20) | (21) | (22) | (23) | (24) | 計 |
|-----|----|------|------|------|-------|------|-------|-----|
| [A] | 回答 | 25 | 30 | 15 | 45 | 18 | 82 | 215 |
| | 比率 | 7.0% | 8.4% | 4.2% | 12.6% | 5.0% | 22.9% | 60% |

| 設問 | 回答 | (25) | (26) | (27) | (28) | (29) | (30) | 計 |
|-----|----|------|------|------|------|-------|-------|-----|
| [B] | 回答 | 21 | 14 | 30 | 15 | 49 | 38 | 167 |
| | 比率 | 5.9% | 3.9% | 8.4% | 4.2% | 13.7% | 10.6% | 47% |

| 設問 | 回答 | (31) | (32) | (33) | (34) | (35) | (36) | (37) | 計 |
|-----|----|-------|------|------|------|------|-------|------|-----|
| [C] | 回答 | 36 | 11 | 11 | 16 | 8 | 60 | 11 | 153 |
| | 比率 | 10.1% | 3.1% | 3.1% | 4.5% | 2.2% | 16.8% | 3.1% | 43% |